



**EbailSoft**  
IN·N·OUT

# How to sign-up for EbailSoft

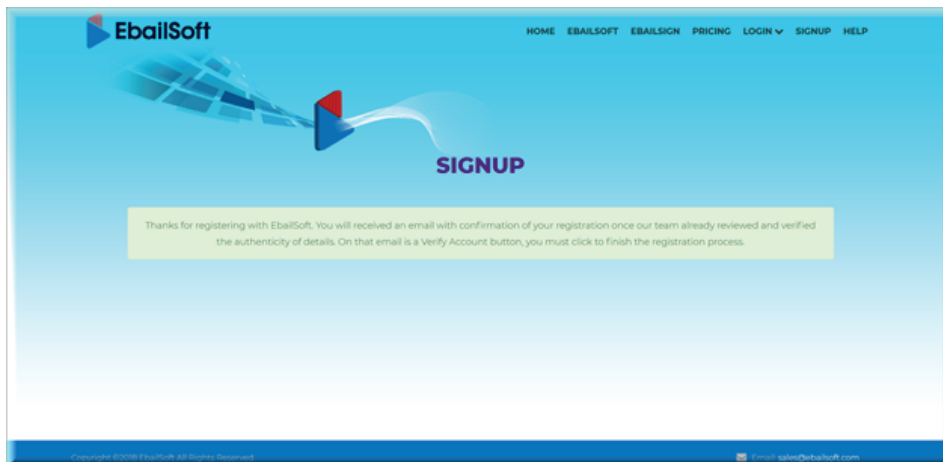
1

Sign-up process is very simple, please visit the site <https://www.ebailsoft.com/register>



2

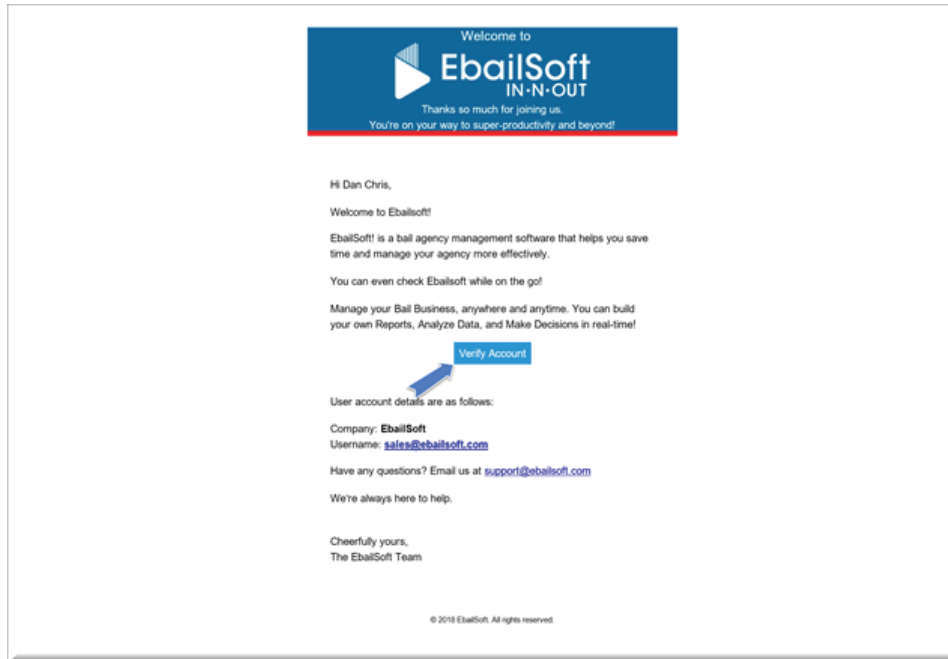
Fill in the details and click on “Register”.



3

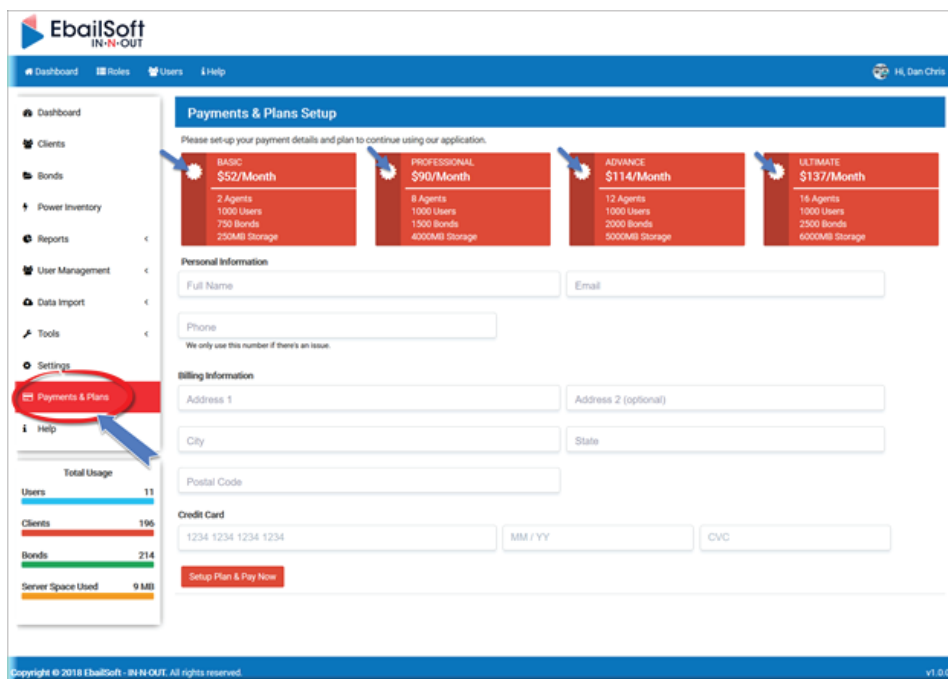
You will receive an email shortly and please proceed to “Verify Account” by enabling the button via the email.

Upon enabling the button, you will land up in onboarding screen.



4

Please click on “Payments & Plans” and fill in the payment details. Also make sure you choose the right plan that suits your agency’s needs.



5

Upon successful registration start using EbailSoft and enjoy the benefits.

**Payments & Plans Setup**

**Plan Information**

Current Period: Jan 03, 2019 - Feb 03, 2019  
Plan Item: Basic  
Amount: \$52.00  
Created: Dec 03, 2018  
Description: 2 Agents, 1000 Users, 750 Bonds, 250MB Storage

**Card Details**

Brand: [Redacted]  
Expiration: [Redacted]  
Number: [Redacted]

**Billing Details**

Name: [Redacted]  
Email: [Redacted]  
Address 1: [Redacted]  
Address 2: [Redacted]  
State: [Redacted]  
City: [Redacted]  
Zipcode: [Redacted]  
Phone Number: [Redacted]

**Upcoming / Pending Invoice(s)**

Description	Amount
Plan Item: Basic Plan Amount: \$52.00 Period of: Feb 03, 2019 to Mar 03, 2019	\$52.00
<b>Description</b> EbailSoft IN-N-OUT (Monthly Subscription)	
Email Alerts Sent: 0	\$0.00
Text Alerts Sent: 59	\$0.61
Phone Number Charge	\$2.00
<b>Upcoming Amount Due:</b>	<b>\$54.61</b>
Next Payment Date Attempt:	Feb 03, 2019

**Total Usage**

- Users: 1
- Clients: 53
- Bonds: 61
- Server Space Used: 0 B

**Usage Quotas**

- 2001-4000 Emails: \$10 / Month
- 0 Text Alerts: \$0 / Month
- 300-3500 Bonds: \$5 / Month

Copyright © 2019 EbailSoft - IN-N-OUT. All rights reserved. v1.0.0

Thank You  
EbailSoft Team